



Data courtesy of

*Fall 2022 - Data Not Final



Office of Institutional Effectiveness
TRENHOLM STATE COMMUNITY COLLEGE

HEADCOUNT
2,036

FTE
1,226

STUDENT TO FACULTY RATIO
15:1

AVERAGE AGE
24

CREDENTIALS AWARDED

293



SU21 - SU22

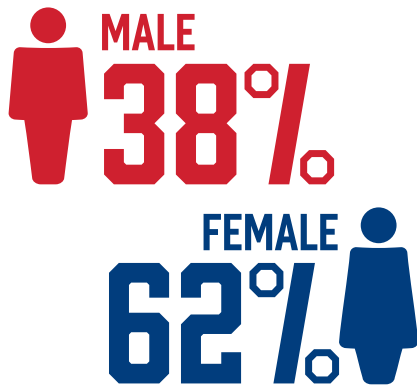
Top DECLARED MAJORS

- General Studies (AS)
- Computer Information Systems
- Business Administration and Management
- Manufacturing Engineering
- Child and Human Development

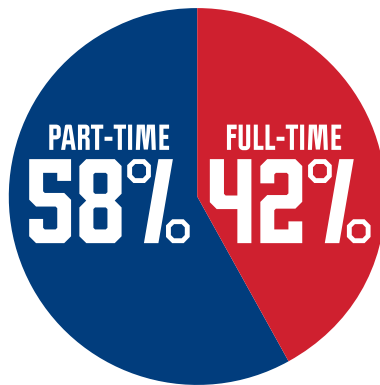
Top CREDENTIALS CONFERRED

- General Studies
- Graphic Communications
- Computer Information Systems
- A/C and Refrigeration
- Culinary Arts
- Medical Assisting
- Manufacturing Engineering

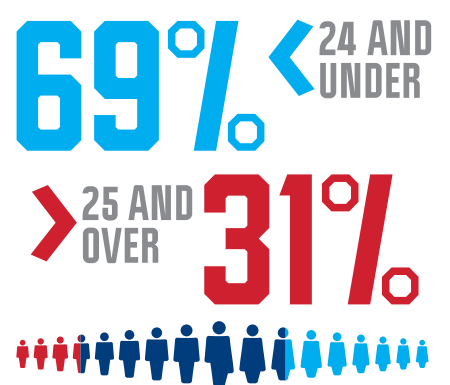
GENDER



CREDIT STATUS



STUDENTS BY AGE



RACE

BLACK	1,474	74%
WHITE	372	19%
ASIAN	23	1%
AMERICAN INDIAN	18	.3%
PACIFIC ISLANDER	6	0%
MULTI-RACE	62	3%
UNKNOWN	43	2%

0 10 20 30 40 50 60 70 80 90 100

RETENTION RATE

FA21 - FA22



OVERALL GRADUATION RATE

23%



OTHER DEMOGRAPHICS

Dual Enrolled High School	337
Veterans	108
First Generation	850
Financial Aid Recipients	65%
Credit Hour Production	18,382